

Golf4All

Golf and more...



All you can golf. Play on your own:

Make a reservation via our reservation system.

<http://golf4all.be/pages/booked/>

**When you arrive at “Golf4all” in Sport&Squasclub
“De Vaart”.**

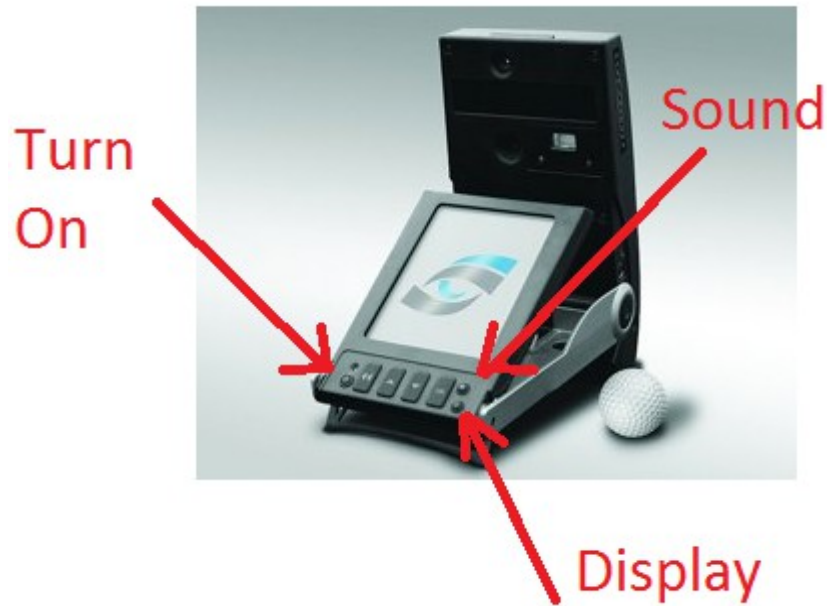
**Notify the person behind the counter, that you have
arrived. Do not sneek in !**

**Ask at the counter of the SquashClub to turn the
power on at Golf4all and ask for the Golfballls.**

**At the counter they check if you have a valid
membership and reservation.**

- Lights at Golf4all can be turned on with the 4
switches. These are dimmers, when pushing
the switch the intensity changes. Not to much
light as it will have an effect on the quality of
the projected image.**

– Turn on the GC2 Foresight Simulator



. Wait till red light is blinking and simulator is ready. You might want to turn the display background light on.

Turn on the Projector with one remote control.




Red Button

Red Button



Both remote controls work with both projectors.

- Turn on the touchscreen



-
- Turn on the Computer (via the hole at the site).
- Opening the “backdoor” of the case is for Emergency purposes. Do not move the PC's out of the case in any circumstances.

– Wait until the computer is started up.

Login with Sim1 or Sim2

Login via touchscreen no password needed.

On the windows desktop icon “Foresight” double click and the software will start. You will get a flag on the screen.

Click anywhere on the touchscreen and you continue. You will get the following screen:



Choose what you would like to do:

Play = Playing Holes

Compete= Not Relevant.

Challenge= closest to the pin of longest drive

Practice= practice

Fitting mode= detailed shot analyse

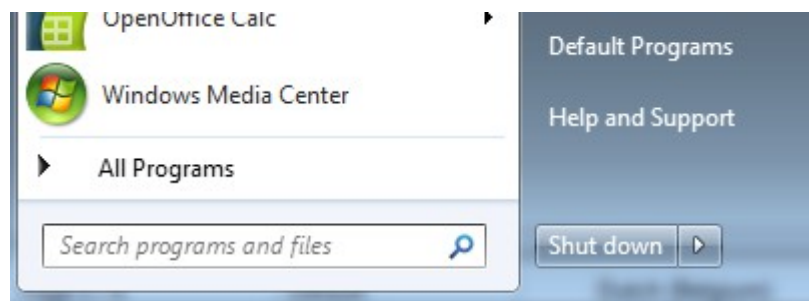
When leaving:

Turn off GC2

Turn off Projector

Shutdown the computer

– **quit software and then Shutdown via windows start button**



Give the golfballs back at the counter and notify that you are leaving.

CHECKup Guide:

in case of problems.

Activate sound of simulator.

Button, “low, medium, high en off”

Hit a bal:	
- Did you hear the details of the ball flight ? OK	- OK
Nothing yet on the screen ? Check USB cable.	
- I did not see the shot	- Not OK
IR not working call a doctor	